




Institución Educativa La Milagrosa

Núcleo Educativo 926
Carrera 29 Número 41-14 Telefax 221 5773 - 269 9965
NIT: 811.017.366-7 DANE: 105001000418

PLAN DE MEJORAMIENTO DE INGLÉS PERIODO 3 GRADO: 1° AÑO 2025

Nombre el estudiante: _____ Grupo _____ Fecha: _____

Leer y observar las imágenes y responda las preguntas en cada situación presentada:



teachermina

Learn and trace

Good Morning

Good afternoon



Good morning
Good morning

Good afternoon
Good afternoon

Good evening

Good night



Good evening
Good evening

Good night
Good night

GREETINGS & FAREWELLS

Worksheet no. _____

Name: _____

Date: _____

Listen, trace and read.



Good Morning



Good Afternoon



Good Evening





Good Night



Hello



Goodbye





GREETINGS & FAREWELLS

Worksheet no. _____

Name: _____

Date: _____

Look, read and match.



• Good morning!

• Good afternoon!

• Good evening!

• Good night!

• Goodbye!

• Hello!

GREETINGS

Maestralidia.com




1) FIND AND CIRCLE

G	O	O	D	M	O	R	N	I	N	U	G
O	C	H	J	E	G	U	M	B	I	V	O
O	C	T	R	E	W	Q	B	M	I	O	O
D	G	H	B	Y	E	B	Y	E	C	V	D
B	M	N	B	V	C	X	Z	F	G	H	A
Y	V	H	J	U	N	V	B	T	Y	H	F
E	A	S	D	H	B	M	N	M	K	I	T
G	O	O	D	E	V	E	N	I	N	G	E
B	V	F	R	L	E	D	V	G	T	Z	R
L	L	K	G	L	B	Y	D	S	A	M	N
Q	W	G	O	O	D	N	I	G	H	T	O
H	A	S	D	F	G	J	K	L	M	O	O
G	B	N	T	Q	W	D	S	R	T	U	N

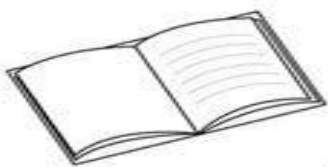
- HELLO
- GOOD MORNING
- GOOD AFTERNOON
- GOOD EVENING
- GOOD NIGHT
- BYE-BYE
- GOOD BYE



2) COMPLETE THE BUBBLES WITH THE RIGHT GREETING



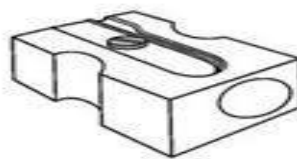
Útiles Escolares



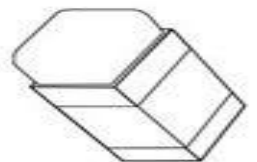
Cuaderno
Notebook
(notbak)



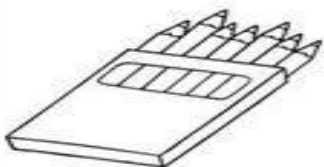
Lápiz
Pencil
(pensol)



Sacapuntas
Sharpener
(sharpenr)



Borrador
Eraser
(ireiser)



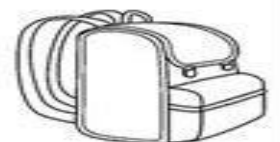
Colores
Colors
(colors)



Regla
Ruler
(rurel)









Libro
Book
(buk)




Morral
School Bag
(skul bag)

ACTIVIDADES

1. Pronunciar muy bien los nombres de los útiles escolares en inglés.
2. Colorea bien bonito y sin salirte de las líneas.
3. Practica en todo momento su pronunciación hasta aprendértela.


classroom objects				
blackboard 	notebook 	pen 	school bag 	scissors 
rubber 	ruler 	pencil case 	book 	glue 
pencil 	sharpener 	chalk 	desk 	chair 

Repasa hasta aprenderte los nombres de los miembros de tu familia en inglés y escribe su significado en español.




บ้านชื่อ Kru Pui


Family




sister




grandfather




brother




grandmother




uncle




mother




aunt




father



son



glue



daughter




ผลไม้ Kru Pui

Fruits



banana



rose apple



watermelon




grape



durian



orange




apple



mangosieen




strawberry



mango

Animals



bird



cat



cow



dog



duck



elephant



fish



frog



giraffe



horse



lion




monkey



pig



rabbit




sheep




snake



tiger



turtle



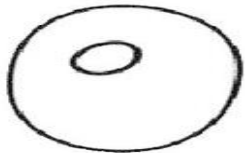
whale



zebra

Animals

Leer y aprenderse los números del cero al 10 en inglés:



zero



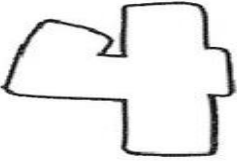
one



two



three



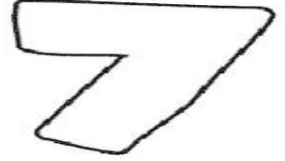
four



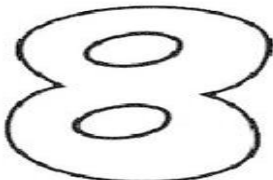
five




six



seven



eight



nine



ten

CARDINAL NUMBERS WORKSHEET - (1 to 10)

Match the following numbers

3

2

4

1

5

6

9

7

10

8

Five

Three

One

Two

Seven

Four

Ten

Eight

Six

Nine

